



A Parent's Guide to Show My Homework

satchel:

Together through education



Show My Homework can...

Give total visibility of homework!

Send you reminders for when homework is due

Keep you up to date with to-do lists, comments and grades

Give you all the detail you need to support your child's home learning

Remove the confusion - see what they need to do and when they need to do it!

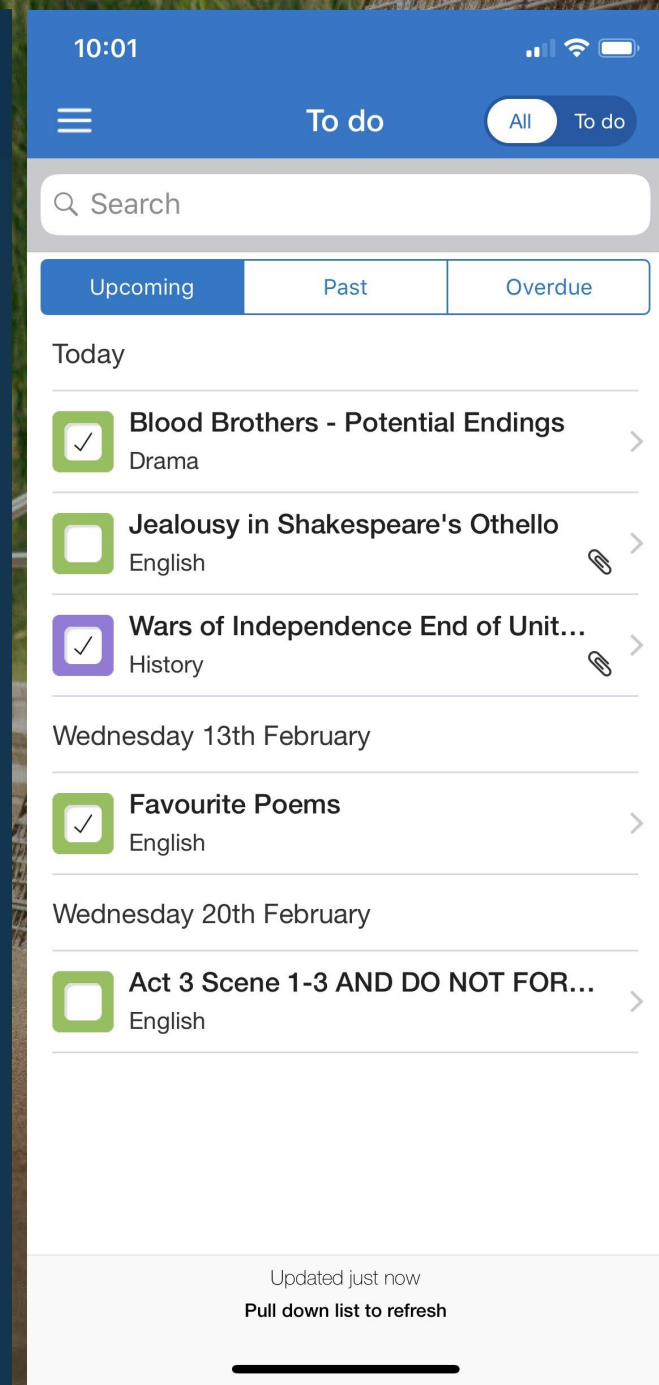
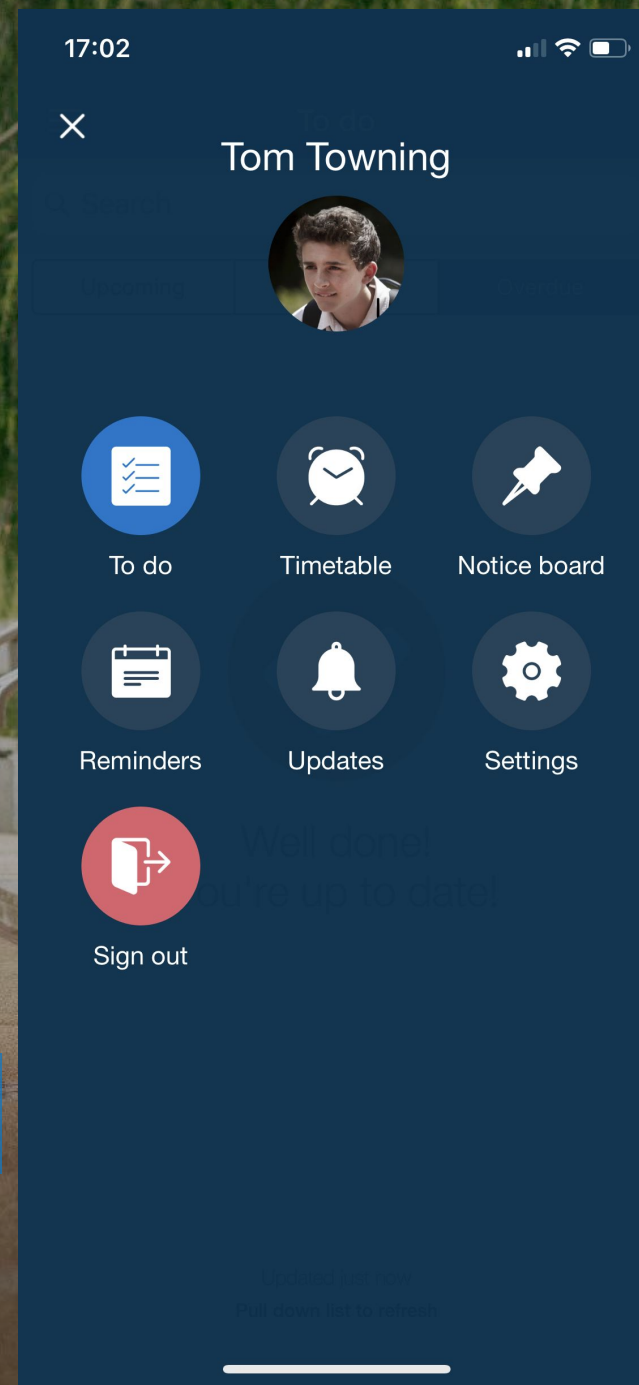
Download our free app!

More than one child? No problem!

See all of their information in one place

Keep an eye on their personal to-do lists

Auto-alerts when homework is given and due



Click on a task for more details

All the info you need from teachers

Relevant links and resources attached

Support your child's learning with confidence!

09:57

< To do

Details

Assignment

Jealousy in Shakespeare's Othello

English - 7Bett2018
Miss Chapple set this homework

Set on Wed 30 Jan

Due on Wed 06 Feb

Description ▼

"Iago:
O, beware, my lord, of jealousy;
It is the green-ey'd monster, which doth mock
The meat it feeds on"

Jealousy in Othello

Iago first suggests the idea of jealousy to Othello in Act 3, Scene iii. From there, jealousy concentrates Othello's mind so completely on one idea - the idea that Desdemona has betrayed him with Cassio - that he can entertain no other assurance or explanation. This obsession totally removes Othello's ability to reason, his common sense, and his respect for justice. It is only once he has killed Desdemona and realises that she was innocent that he

09:57

< To do

Details

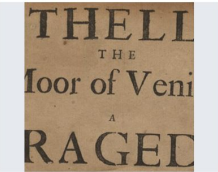
recovers.

Write an essay that investigates and discusses Othello's jealousy and Iago's role in this. How does Othello's character change when he is overcome with jealousy?


Other information

- This homework will take approx. 1 hours.
- Miss Chapple would like you to hand in this homework in class.


Resources




Othello.jpg



www.bbc.co.uk



www.cliffsnotes.com



www.youtube.com

Does your child need more help?

They can send a message to their teacher

Keep up to date with the comments and advice your child receives

Notifications when teachers give homework a 'submission status'

Teachers can mark homework so you can see their grades instantly!

The screenshot displays a mobile application interface for managing homework. At the top, a blue header bar shows the time 17:06, signal strength, Wi-Fi, and battery icons. Below the header, a navigation bar contains a back arrow, 'To do', 'Details', and a share icon. The main content area is titled 'Assignment' in a green pill. The assignment is 'Futurist Movement' by 'Art - 7Bett2018', with a note 'Miss Chapple set this homework' and a link icon. Two buttons are present: 'Set on Tue 27 Nov' (green) and 'Due on Mon 17 Dec' (red). The 'Description' section is expanded, showing 'Status: Submitted' with a green checkmark and 'Your grade: B1' in a blue pill. The 'Activity' section shows a chat conversation. A date separator 'Mon 17 Dec' is above a blue bubble from 'Tom Towing' asking to bring homework at lunch. Another date separator 'Fri 04 Jan' is above two grey bubbles from 'Miss Chapple': one confirming the request and another stating the homework is marked 'Submitted'. Timestamps '07:46', '13:30', and '13:30' are visible next to the messages.

17:06

< To do Details

Assignment

Futurist Movement

Art - 7Bett2018

Miss Chapple set this homework

Set on Tue 27 Nov Due on Mon 17 Dec

Description >

Status: Submitted ✓

Your grade: B1

Activity

Mon 17 Dec

Tom Towing

Can I bring this to you at lunch time please as I have an appointment during lesson time? Thanks.

07:46

Fri 04 Jan

Miss Chapple

Yes, please do. Thanks Tom!

13:30

Miss Chapple

Tom's homework has been marked 'Submitted'.

13:30

Open Calendar

Can't access your app?

Don't worry - we have a back-up plan


Go to www.teamsatchel.com and search for your child's school

See every piece of homework and use our filters to find what you need!

The Gradebook

Sign in on a computer to see your Gradebook, a summary of all of your children's...

- Homework
- Submission stats
- Grades
- Comments



You're viewing
Tom Towning

← Back

📅 Timetable

📅 Calendar

📅 Homework

📅 Gradebook

📅 Notice board

📅 Kudos

Show My Homework

🏠 / Tom Towning / Gradebook

Gradebook

Select a class ▼ Select a teacher ▼ Select a status ▼ Homework search 🔍

View the submission status and grades for your student's homework tasks 🔍

Due on ▼	Homework	Subject	Status	Grade	
12/03/2019	Business Ownership Choices	Business (7Bett2018)			Results
09/03/2019	Changing UK Settlement Part 1	History (7Bett2018)			Results
08/03/2019	Pathogens and Diseases test	Biology (7Bett2018)	● Not submitted	⊗	Results
07/03/2019	Population Research	Enquiring Minds (7Bett2018)	● Submitted	Green	Results
06/03/2019	Perfect tense quiz	Modern Languages (7Bett2018)	● Not submitted	⊗	Results
06/03/2019	Futurist Movement	Art (7Bett2018)	● Submitted	E1	Results
01/03/2019	Wellbeing Homework	Citizenship (7Bett2018)	● Resubmission	🔄	Results
28/02/2019	Rhythm Quiz	Music (7Bett2018)	● Submitted late		Results
28/02/2019	Wars of Independence End of Unit Assessment	History (7Bett2018)	● Submitted	20	Results
27/02/2019	Blood Brothers - Potential Endings	Drama (7Bett2018)	● Not submitted		Results
22/02/2019	Favourite Poems	English (7Bett2018)	● Not submitted	⊗	Results
20/02/2019	Act 3 Scene 1-3 AND DO NOT FORGET YOUR ENGLISH FOLDERS	English (7Bett2018)	● Submitted	N/A	Results
15/02/2019	Maths - Key Words	Maths (7Bett2018)	● Submitted	100%	Results
15/02/2019	Jealousy in Shakespeare's Othello	English (7Bett2018)	● Submitted	Green	Results

1 2 3 ... 6 7 8 > >>

Getting Started

1

The screenshot shows the 'SHOW MY HOMEWORK' login page. At the top is the logo and the tagline 'The no.1 homework software for schools'. Below this is a welcome message: 'Welcome, please enter your details'. There are two input fields: the first contains 'N08117801' and the second contains 'The SMHJW School'. Below these is a reCAPTCHA box with the text 'I'm not a robot.' and a 'Submit' button. At the bottom, there is a section titled 'Do you have a login letter?' with a link to 'I still can't log in'. Below this is a section for 'Joe Bloggs' (Mr Smith's class) with a 'Getting started' link. At the bottom, there are two PIN fields: 'Student PIN' with the value 'M00429507' and 'Parent PIN' with the value 'A14675784'. The 'Student PIN' field is circled in red.

Have your letter ready, showing your PIN and enter this and your school name, tick the Captcha box and click "Submit"

2

The screenshot shows the 'SHOW MY HOMEWORK' password creation page. It has the same header as the first page. Below the header is a message: 'You're almost there. Please confirm the below details and use your email and password to log in next time.' There are four input fields: 'Name' (Jack), 'Surname' (Armstrong), 'Email' (jacksmlhw7), and 'Password' (masked with asterisks). Below the 'Email' field is a checkbox labeled 'I do not have an email address' which is checked. At the bottom is an 'Update details' button. A note at the bottom says: 'You can log in using your PIN if you ever lose access to your account.'

Create a password and either enter your email address or press "I do not have an email address" and click "Update details"

3

The screenshot shows the 'SHOW MY HOMEWORK' login page for existing users. It has the same header as the first page. Below the header is a message: 'Existing user? Please log in'. There are two input fields: 'Email/Username' and 'Password'. Below these is a checkbox labeled 'Remember me' and a 'Log in' button. To the right of the 'Log in' button is a link 'Forgot password?'. Below this is a section titled 'Or log in using the below' with three social login buttons: 'g+', 'RM', and 'Office 365'. At the bottom is a link: 'I've been given a PIN to get into my account'.

You will now be able to login with your email/username and password you created

Downloading the App



Please all get your mobile devices out and download the Show My Homework App.

- Open the app and type in your school's name.
- Type in your email/username and password.
- You will be taken to the To-do List
- You can start using Show My Homework on the go

Support

Unlimited support for teachers, students and their parents from our highly skilled team of experts.

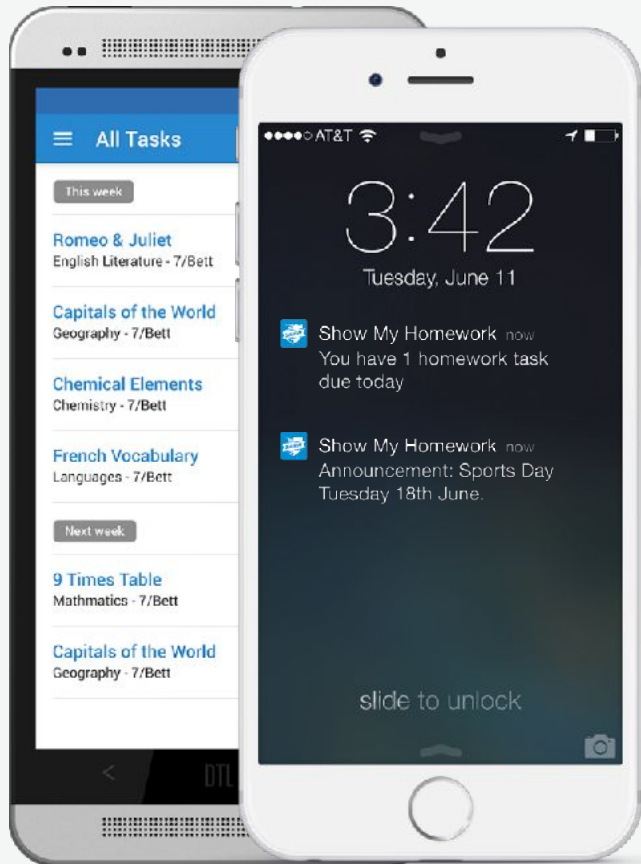


help.showmyhomework.co.uk



020 7197 9550

Get Notified



In Settings, you can manage notifications

Notifications

Emails

- ☐ Receive Friday email notifications on homework your child has due next week
- ☒ Receive School wide announcements when they are published

Mobile Apps

- ☒ Push notifications

Update notification settings

satchel:

Together through education

www.teamsatchel.com